

Scaled data based on original data using  
LM-79-08 Approved Method: Electrical and Photometric Measurements of Solid-  
State Lighting Products

Test Report Prepared for  
Cooper Lighting Solutions  
(formerly Eaton)

Brand: INVUE

Report Number: P675561

Luminaire Tested: **CCW-SA-2B-740-U-SL3**

Issue Date: 04/25/2023



**Test Information**

Test Method: LM-79-08  
Report Number: P675561  
Test Lab: INNOVATION CENTER(G1)  
Issue Date: 04/25/2023  
Manufacturer: COOPER LIGHTING SOLUTIONS (FORMERLY EATON)  
Product Line: INVUE  
Catalog Number: CCW-SA-2B-740-U-SL3  
Description: INVUE CLEAR CURVE Wall Pack MOUNT LIGHT SQUARE LUMINAIRE @450mA w/  
SL3 distribution lens  
Light Source: (32) 4000K CCT, 70 CRI LEDS  
Ballast/Driver: ELECTRONIC DRIVER

**Summary**

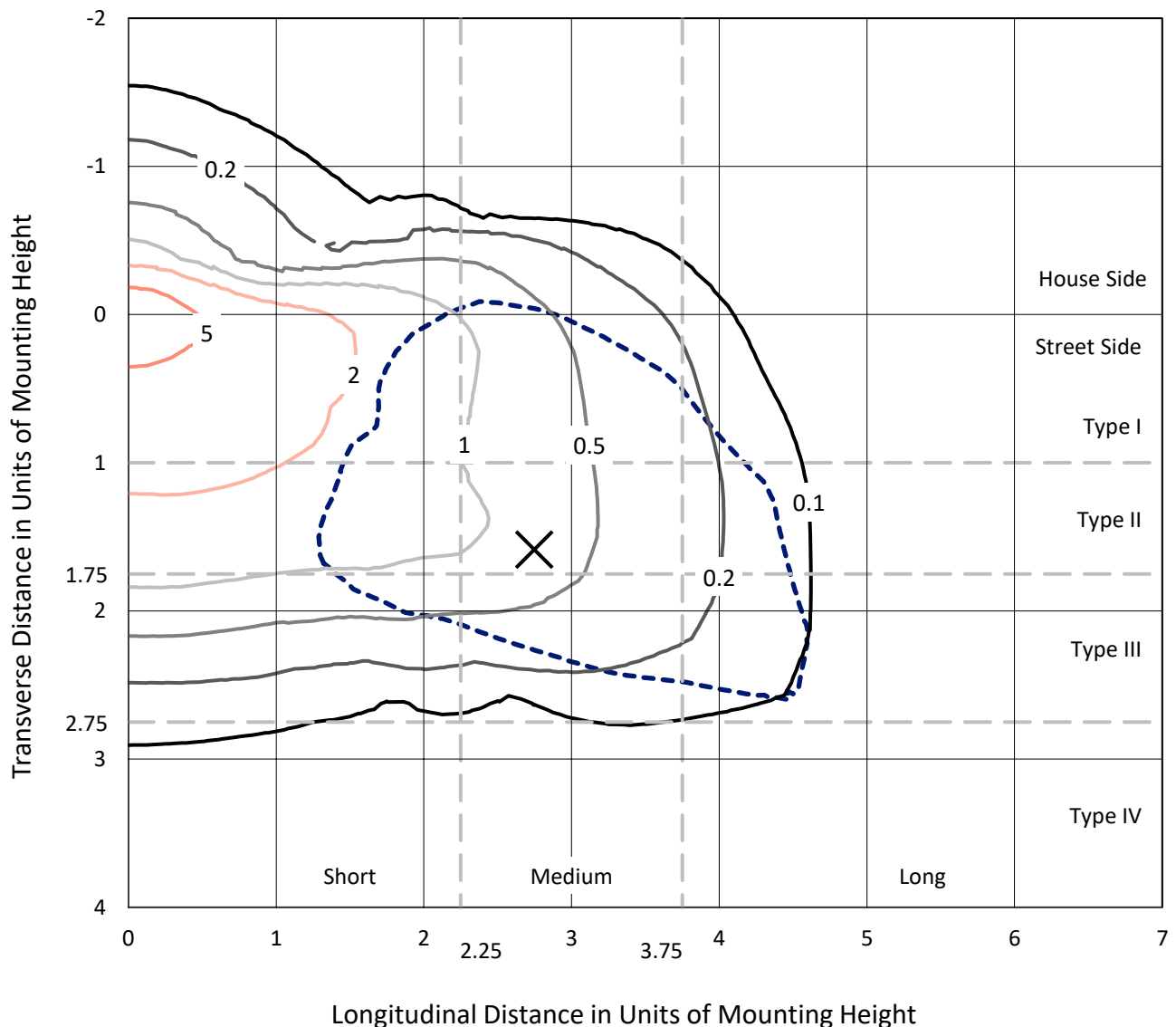
Lumens per Lamp: N/A  
Luminaire Lumens: 6828.4 lumens  
Efficiency: N/A  
Efficacy: 148.4 lumens/watt  
Luminous Opening: Rectangular (W 1' x L: 1' x H: 0')  
IES Classification: Type III - Medium  
BUG Rating: B1 - U0 - G2

Input Watts (W): 46  
Input Voltage (V): 120  
Input Current (Ain): NR  
Voltage Rise (V): NR  
Power Factor: NR  
Total Harmonic Distortion (THDi): NR  
Frequency (hertz): 60  
Stabilization Time: NR  
Operation Time: NR  
Ambient Temperature (°C): NR  
Test Distance: 25 FT

REPORT NUMBER: P675561  
 CATALOG NUMBER: CCW-SA-2B-740-U-SL3

### Iso-Footcandle Lines of Horizontal Illumination

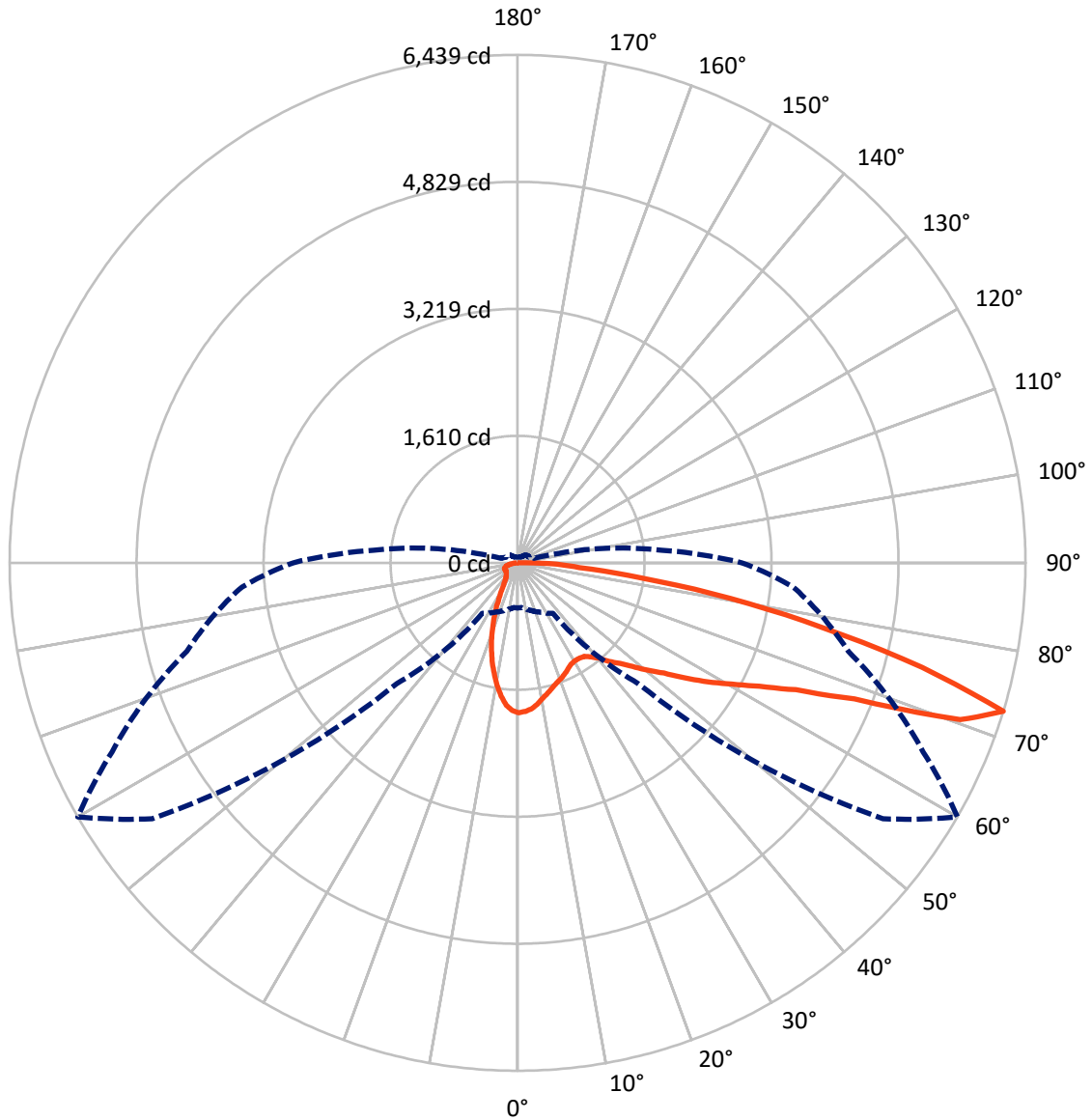
× Max cd  
 - - - 1/2 Max cd



Based on 15 foot mounting height. Maximum calculated value = 8.5 fc  
 Type III - Medium - N/A

REPORT NUMBER: P675561  
CATALOG NUMBER: CCW-SA-2B-740-U-SL3

### Luminous Intensity Polar Plot



— Vertical Plane Through 60-Deg Lateral    - - - Horizontal Cone Through 72.5-Deg Vertical

REPORT NUMBER: P675561  
 CATALOG NUMBER: CCW-SA-2B-740-U-SL3

**FLUX DISTRIBUTION:**

		Downward	Upward	Total
<b>House Side</b>	Lumens	1173.0	0.0	1173.0
	% Fixture	17.2	0.0	17.2
<b>Street Side</b>	Lumens	5655.4	0.0	5655.4
	% Fixture	82.8	0.0	82.8
<b>Total</b>	Lumens	6828.4	0.0	6828.4
	% Fixture	100.0	0.0	100.0

**Coefficient of Utilization**

**ZONAL LUMENS:**

Zone	Lumens	% Fixture
0°-10°	164.8	2.4
10°-20°	373.7	5.5
20°-30°	478.3	7.0
30°-40°	611.9	9.0
40°-50°	839.2	12.3
50°-60°	1213.8	17.8
60°-70°	1665.1	24.4
70°-80°	1249.5	18.3
80°-90°	232.2	3.4
90°-100°	0.0	0.0
100°-110°	0.0	0.0
110°-120°	0.0	0.0
120°-130°	0.0	0.0
130°-140°	0.0	0.0
140°-150°	0.0	0.0
150°-160°	0.0	0.0
160°-170°	0.0	0.0
170°-180°	0.0	0.0
0°-90°	6828.4	100.0
0°-180°	6828.4	100.0

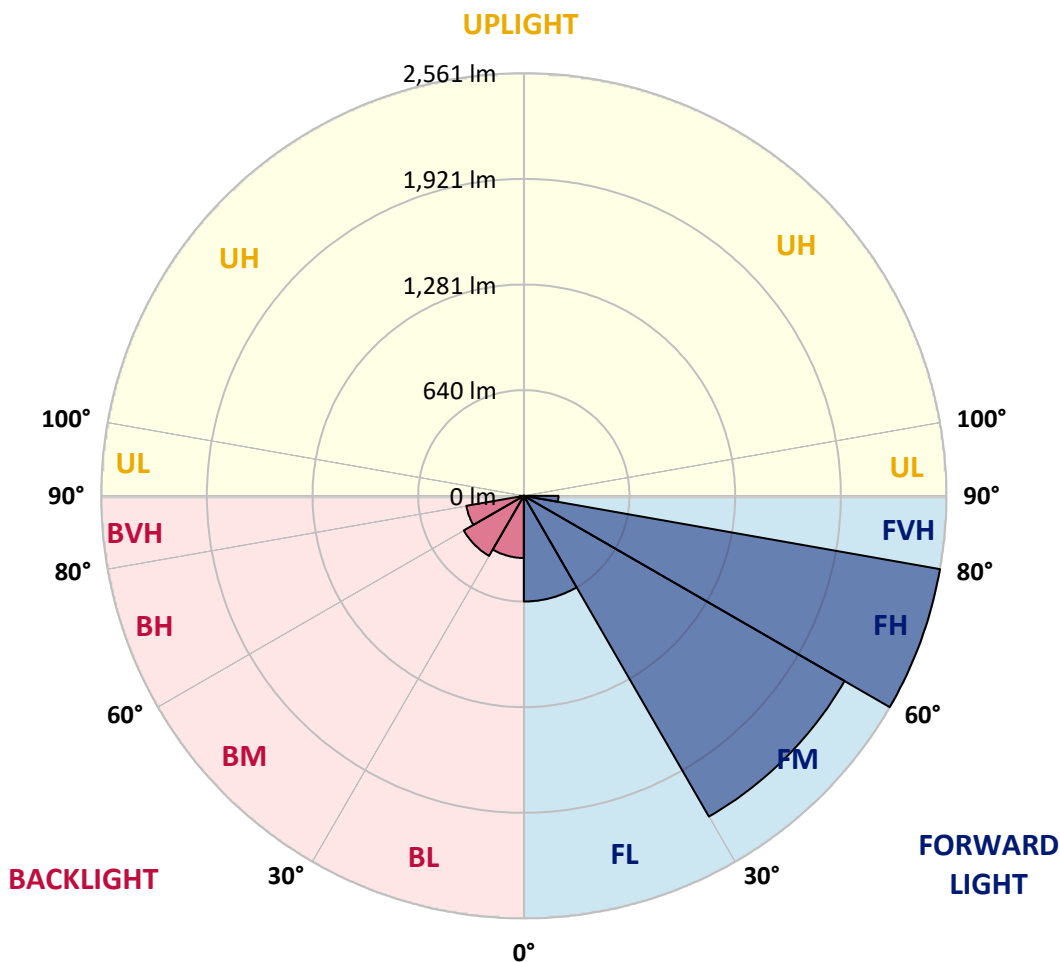


REPORT NUMBER: P675561  
 CATALOG NUMBER: CCW-SA-2B-740-U-SL3

**LUMINAIRE CLASSIFICATION SYSTEM LUMEN TABLE AND BUG RATING:**

Zone	Lumens	% Fixture	Zone Rating/Lumen Limit		
			B	U	G
FL (0°-30°)	640.3	9.4			
FM (30°-60°)	2244.5	32.9			
FH (60°-80°)	2561.1	37.5			G2/5000
FVH (80°-90°)	209.6	3.1			G2/225
BL (0°-30°)	376.5	5.5	B1/500		
BM (30°-60°)	420.4	6.2	B1/1000		
BH (60°-80°)	353.5	5.2	B1/500		G1/500
BVH (80°-90°)	22.6	0.3			G1/100
UL (90°-100°)	0.0	0.0		U0/0	
UH (100°-180°)	0.0	0.0		U0/0	

**BUG Rating: B1-U0-G2**  
 Type III Medium





REPORT NUMBER: P675561

CATALOG NUMBER: CCW-SA-2B-740-U-SL3

**CANDELA DISTRIBUTION (FULL):**

	0°	5°	15°	25°	35°	45°	55°	60°	65°	75°	85°
0°	1901.4	1901.4	1901.4	1901.4	1901.4	1901.4	1901.4	1901.4	1901.4	1901.4	1901.4
2.5°	1860.7	1878.5	1883.6	1883.6	1898.8	1881.0	1906.5	1886.1	1891.2	1898.8	1893.8
5°	1771.7	1802.2	1784.5	1817.5	1804.8	1827.7	1858.2	1858.2	1850.5	1865.8	1853.1
7.5°	1685.3	1675.1	1705.7	1705.7	1726.0	1756.5	1781.9	1807.3	1809.9	1815.0	1812.4
10°	1568.4	1581.1	1596.3	1616.7	1642.1	1672.6	1726.0	1746.3	1751.4	1781.9	1774.3
12.5°	1471.8	1489.6	1499.8	1540.4	1563.3	1606.5	1667.5	1695.5	1698.0	1741.2	1741.2
15°	1400.6	1410.8	1433.7	1448.9	1499.8	1560.8	1619.2	1644.6	1672.6	1718.4	1705.7
17.5°	1352.3	1365.0	1375.2	1395.5	1443.8	1494.7	1586.2	1601.4	1634.5	1700.6	1685.3
20°	1324.4	1326.9	1342.2	1354.9	1398.1	1446.4	1527.7	1568.4	1611.6	1670.1	1654.8
22.5°	1329.4	1319.3	1316.7	1334.5	1342.2	1387.9	1487.0	1530.3	1591.3	1659.9	1634.5
25°	1339.6	1342.2	1337.1	1321.8	1324.4	1365.0	1431.1	1487.0	1555.7	1657.4	1606.5
27.5°	1365.0	1377.7	1357.4	1342.2	1326.9	1342.2	1410.8	1451.5	1527.7	1670.1	1604.0
30°	1390.4	1403.2	1398.1	1375.2	1344.7	1339.6	1387.9	1438.7	1512.5	1680.2	1604.0
32.5°	1428.6	1446.4	1428.6	1436.2	1400.6	1377.7	1395.5	1441.3	1527.7	1715.8	1606.5
35°	1471.8	1487.0	1492.1	1474.3	1466.7	1423.5	1433.7	1456.5	1543.0	1756.5	1631.9
37.5°	1520.1	1537.9	1553.1	1555.7	1530.3	1504.8	1499.8	1512.5	1581.1	1827.7	1659.9
40°	1553.1	1563.3	1593.8	1619.2	1626.9	1591.3	1588.7	1588.7	1649.7	1891.2	1710.7
42.5°	1609.1	1604.0	1647.2	1692.9	1705.7	1685.3	1690.4	1710.7	1746.3	1982.7	1792.1
45°	1637.0	1631.9	1682.8	1759.0	1817.5	1807.3	1812.4	1820.0	1853.1	2127.6	1929.3
47.5°	1675.1	1680.2	1753.9	1840.4	1901.4	1937.0	1964.9	1962.4	1987.8	2275.0	2081.9
50°	1713.3	1723.4	1812.4	1903.9	2010.7	2071.7	2112.4	2140.3	2165.7	2430.1	2257.3
52.5°	1787.0	1797.2	1896.3	1995.4	2132.7	2221.7	2323.3	2320.8	2323.3	2585.2	2432.6
55°	1893.8	1896.3	1954.8	2069.2	2254.7	2417.4	2557.2	2572.5	2529.2	2778.4	2633.5
57.5°	2015.8	2025.9	2076.8	2163.2	2351.3	2605.5	2819.0	2849.5	2732.6	2936.0	2816.5
60°	2130.2	2137.8	2216.6	2315.7	2519.1	2841.9	3083.4	3119.0	2991.9	3129.1	3007.1
62.5°	2000.5	2038.6	2178.5	2404.7	2813.9	3200.3	3418.9	3441.8	3243.5	3324.9	3210.5
65°	1601.4	1626.9	1827.7	2193.7	2834.3	3851.1	3937.5	3876.5	3589.2	3576.5	3518.1
67.5°	892.2	912.6	1049.8	1433.7	2386.9	4095.1	5053.4	4606.0	4125.6	3955.3	3934.9
70°	704.1	709.2	727.0	805.8	1324.4	3609.6	5932.9	5953.3	5002.6	4476.4	4023.9
72.5°	571.9	569.4	622.8	691.4	782.9	2165.7	5655.8	6438.8	5673.6	4339.1	3505.4
75°	437.2	444.8	513.5	612.6	716.8	1019.3	4219.6	5297.4	5315.2	4044.2	2956.3
77.5°	333.0	335.5	411.8	541.4	701.6	719.4	2752.9	3947.7	3965.4	3131.7	1629.4
80°	249.1	249.1	312.7	457.6	683.8	663.4	1695.5	2737.7	2478.4	1100.7	355.9
82.5°	142.3	152.5	208.4	348.2	620.2	638.0	955.8	1568.4	1047.3	300.0	165.2
85°	76.3	78.8	127.1	233.9	510.9	610.1	729.5	780.4	416.9	160.1	76.3
87.5°	28.0	28.0	58.5	119.5	322.8	452.5	579.6	498.2	238.9	73.7	38.1
90°	0.0	0.0	0.0	0.0	0.0	0.0	0.0	0.0	0.0	0.0	0.0



REPORT NUMBER: P675561

CATALOG NUMBER: CCW-SA-2B-740-U-SL3

**CANDELA DISTRIBUTION (continued):**

	90°	95°	105°	115°	125°	135°	145°	155°	165°	175°	180°
0°	1901.4	1901.4	1901.4	1901.4	1901.4	1901.4	1901.4	1901.4	1901.4	1901.4	1901.4
2.5°	1898.8	1888.7	1881.0	1888.7	1860.7	1848.0	1863.3	1855.6	1840.4	1832.7	1827.7
5°	1860.7	1848.0	1835.3	1827.7	1797.2	1766.7	1751.4	1720.9	1695.5	1703.1	1687.9
7.5°	1820.0	1807.3	1769.2	1733.6	1672.6	1611.6	1583.6	1540.4	1525.2	1512.5	1504.8
10°	1769.2	1746.3	1687.9	1616.7	1527.7	1459.1	1387.9	1337.1	1283.7	1260.8	1268.4
12.5°	1705.7	1692.9	1601.4	1492.1	1367.6	1253.2	1169.3	1088.0	1016.8	978.7	968.5
15°	1677.7	1639.6	1507.4	1362.5	1204.9	1062.5	938.0	795.6	711.7	671.1	671.1
17.5°	1647.2	1576.0	1418.4	1220.1	1039.7	856.6	681.2	551.6	485.5	462.6	462.6
20°	1598.9	1520.1	1314.2	1085.4	866.8	645.7	488.1	416.9	396.5	381.3	383.8
22.5°	1563.3	1466.7	1217.6	953.2	686.3	480.4	383.8	361.0	353.3	348.2	350.8
25°	1522.6	1403.2	1115.9	810.9	538.9	378.8	333.0	322.8	327.9	330.5	330.5
27.5°	1489.6	1349.8	1011.7	658.4	406.7	320.3	300.0	297.4	307.6	312.7	315.2
30°	1466.7	1301.5	910.0	518.6	325.4	284.7	274.5	274.5	287.2	292.3	294.9
32.5°	1443.8	1260.8	800.7	396.5	277.1	254.2	251.7	254.2	261.8	261.8	264.4
35°	1451.5	1222.7	696.5	320.3	249.1	233.9	233.9	233.9	236.4	238.9	238.9
37.5°	1466.7	1212.5	584.6	269.4	228.8	218.6	218.6	216.1	218.6	216.1	218.6
40°	1482.0	1197.3	483.0	238.9	216.1	208.4	205.9	200.8	198.3	198.3	200.8
42.5°	1545.5	1217.6	396.5	218.6	205.9	200.8	193.2	188.1	185.6	185.6	185.6
45°	1626.9	1255.7	327.9	208.4	198.3	185.6	180.5	177.9	172.9	175.4	177.9
47.5°	1748.9	1314.2	287.2	200.8	190.6	175.4	170.3	165.2	165.2	170.3	170.3
50°	1909.0	1410.8	261.8	193.2	183.0	167.8	160.1	157.6	157.6	165.2	165.2
52.5°	2081.9	1522.6	251.7	190.6	175.4	160.1	152.5	150.0	150.0	160.1	160.1
55°	2254.7	1659.9	259.3	190.6	170.3	152.5	144.9	139.8	142.3	150.0	150.0
57.5°	2445.4	1807.3	297.4	190.6	165.2	150.0	139.8	132.2	134.7	137.3	137.3
60°	2653.8	2000.5	363.5	190.6	162.7	144.9	132.2	122.0	122.0	124.6	124.6
62.5°	2864.8	2191.2	457.6	193.2	165.2	142.3	122.0	111.8	109.3	111.8	111.8
65°	3141.9	2496.2	551.6	193.2	172.9	137.3	114.4	101.7	99.1	99.1	101.7
67.5°	3530.8	2714.8	427.0	185.6	177.9	137.3	106.8	94.1	89.0	89.0	89.0
70°	3324.9	2290.3	272.0	172.9	170.3	142.3	101.7	86.4	81.3	78.8	78.8
72.5°	2847.0	1832.7	218.6	162.7	157.6	139.8	96.6	81.3	73.7	71.2	71.2
75°	2282.7	1446.4	190.6	147.4	137.3	116.9	89.0	73.7	68.6	63.5	63.5
77.5°	1118.5	605.0	144.9	129.6	116.9	89.0	78.8	68.6	61.0	55.9	55.9
80°	279.6	211.0	106.8	101.7	86.4	68.6	63.5	58.5	53.4	48.3	48.3
82.5°	150.0	124.6	76.3	68.6	58.5	48.3	48.3	45.8	43.2	38.1	35.6
85°	76.3	73.7	50.8	45.8	38.1	30.5	33.0	33.0	30.5	22.9	22.9
87.5°	40.7	40.7	25.4	20.3	17.8	15.3	15.3	15.3	12.7	10.2	10.2
90°	0.0	0.0	0.0	0.0	0.0	0.0	0.0	0.0	0.0	0.0	0.0

(END OF REPORT)